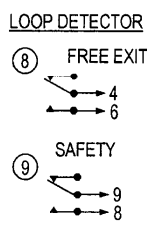
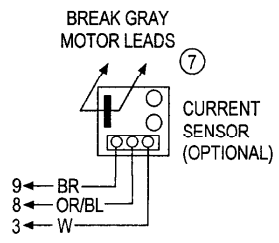
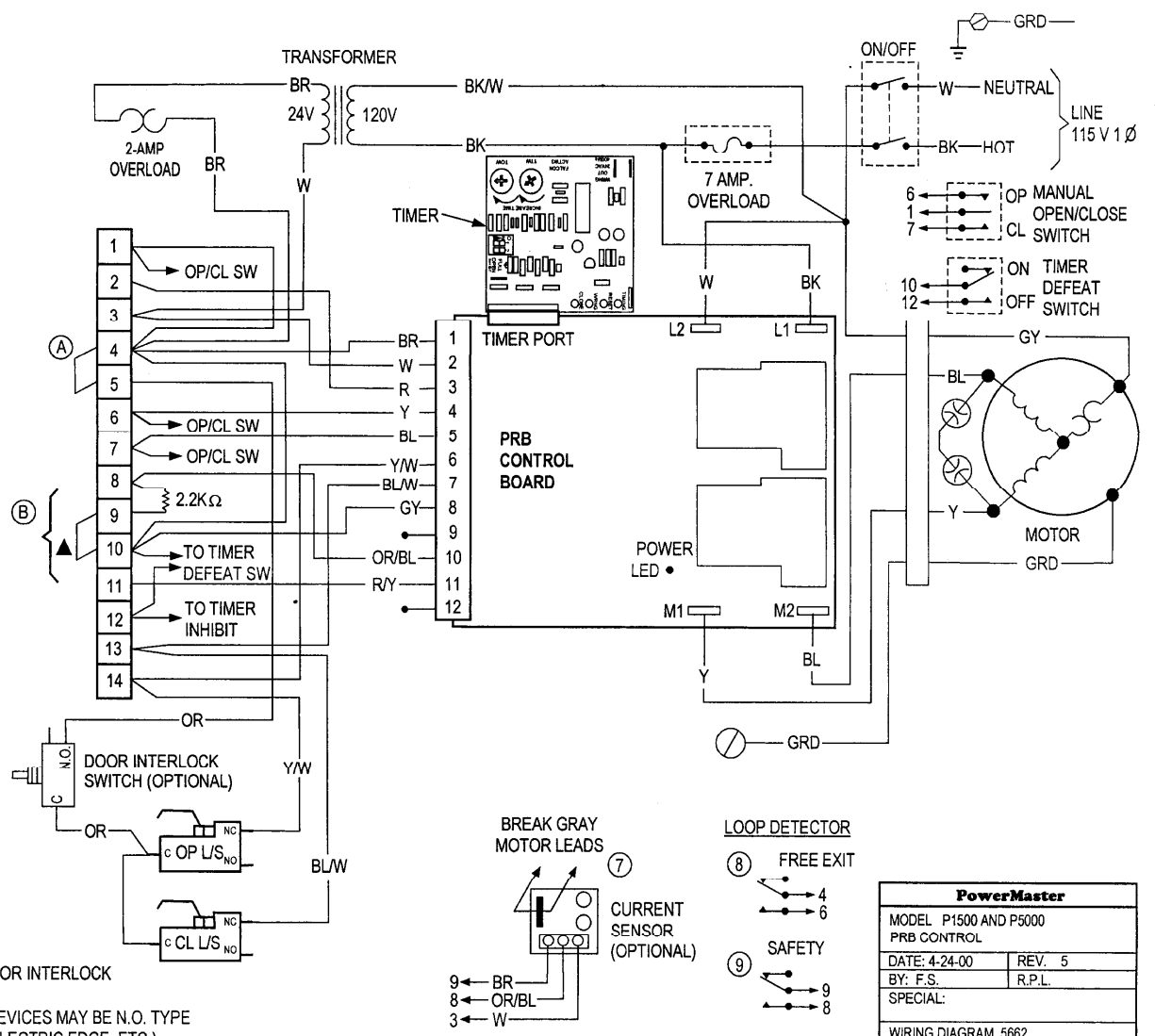


▲ REMOVE JUMPER WHEN USED.

- (A) REMOVE IF STOP BUTTON OR INTERLOCK IS USED.
- (B) OBSTRUCTION SENSING DEVICES MAY BE N.O. TYPE (STANDARD AIR SWITCH, ELECTRIC EDGE, ETC.) OR N.C. "FAIL-SAFE" TYPE (PHOTOCELL, ETC.).



PowerMaster	
MODEL P1500 AND P5000 PRB CONTROL	
DATE: 4-24-00	REV. 5
BY: F.S.	R.P.L.
SPECIAL:	
WIRING DIAGRAM 5662	
© Copyright PowerMaster 1997 No portion of this diagram may be reproduced without the expressed written permission of the manufacturer.	